



SOCIAL AND MENTAL HEALTH

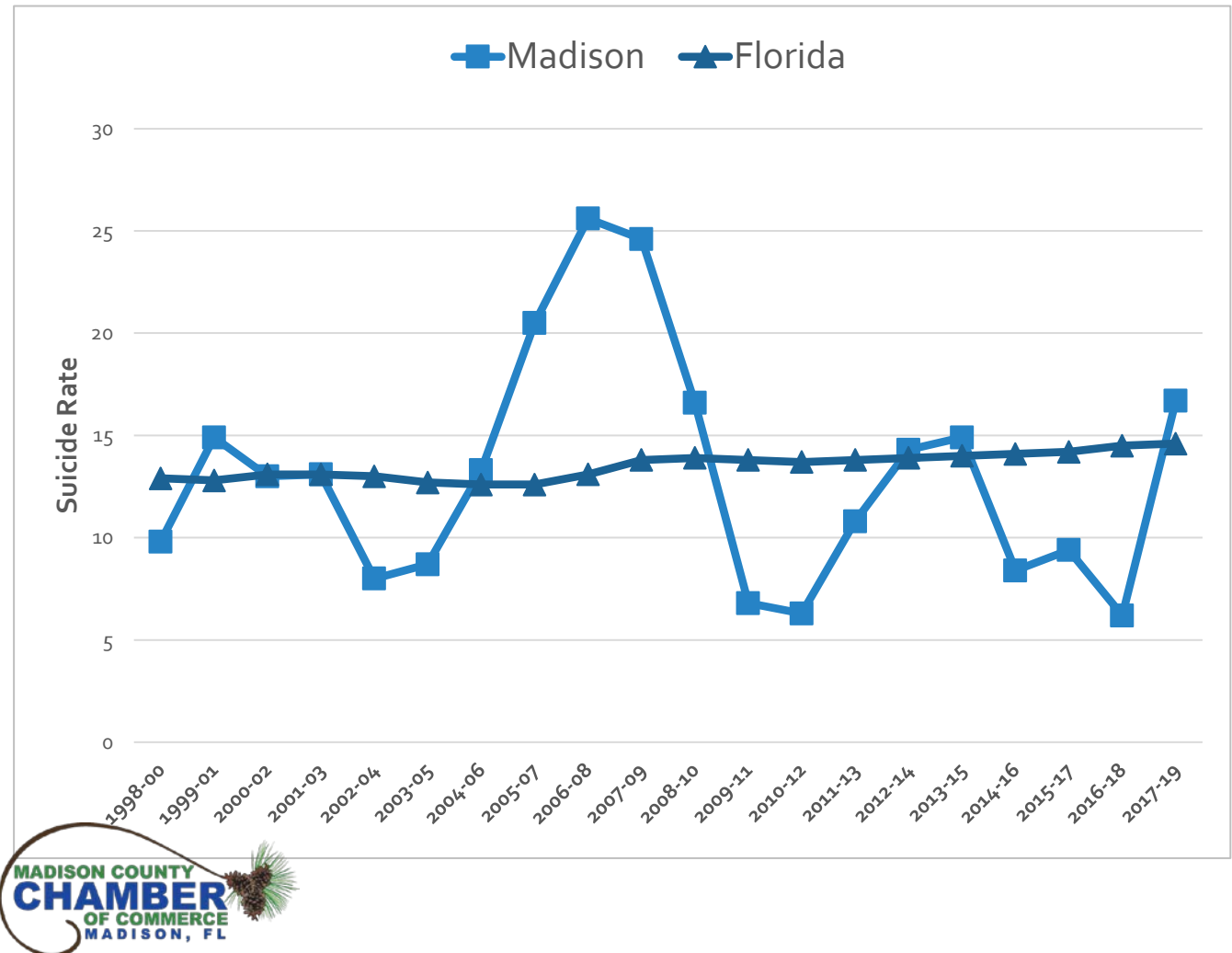
Data Source: DOH Florida CHARTS

Presentation developed by: Pam Beck, Operations Manager, Department of Health-Madison
Presented by: Lisa Hill, RCORP Project Director, Disc Village

Suicide Death Rates Per 100,000 Population, 3-Year Rolling Rates

Madison County 2010-2019

- Total of 23 suicides during the time frame
- 70% Male, 30% Female
- 91% White NH, 4% Black NH, 4% Hispanic
- Data not available by age



Suicide Deaths by Method, 2010-2019 Madison County

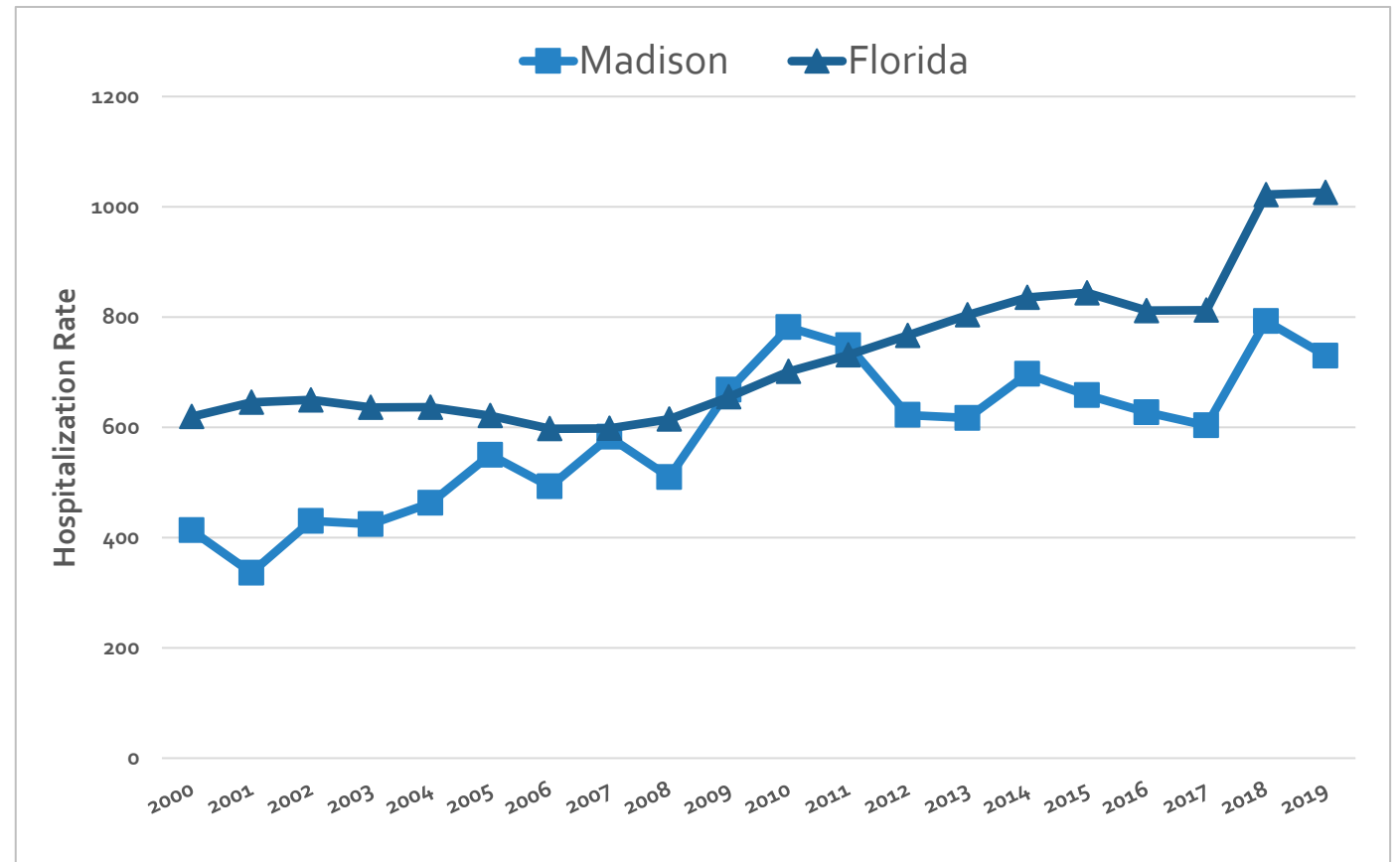
Madison County Total = 23

- 61% of suicides occurred through the use of firearms, 4% by drug poisoning and 35% by other means
- Use of firearms (14)
 - 71% Male and 29% Female
 - 100% White NH
- Drug poisoning (1)
 - Data not available by gender
 - 100% White NH

Hospitalization Rates per 100,000 Population for Mental Disorders

Madison 2010-2019

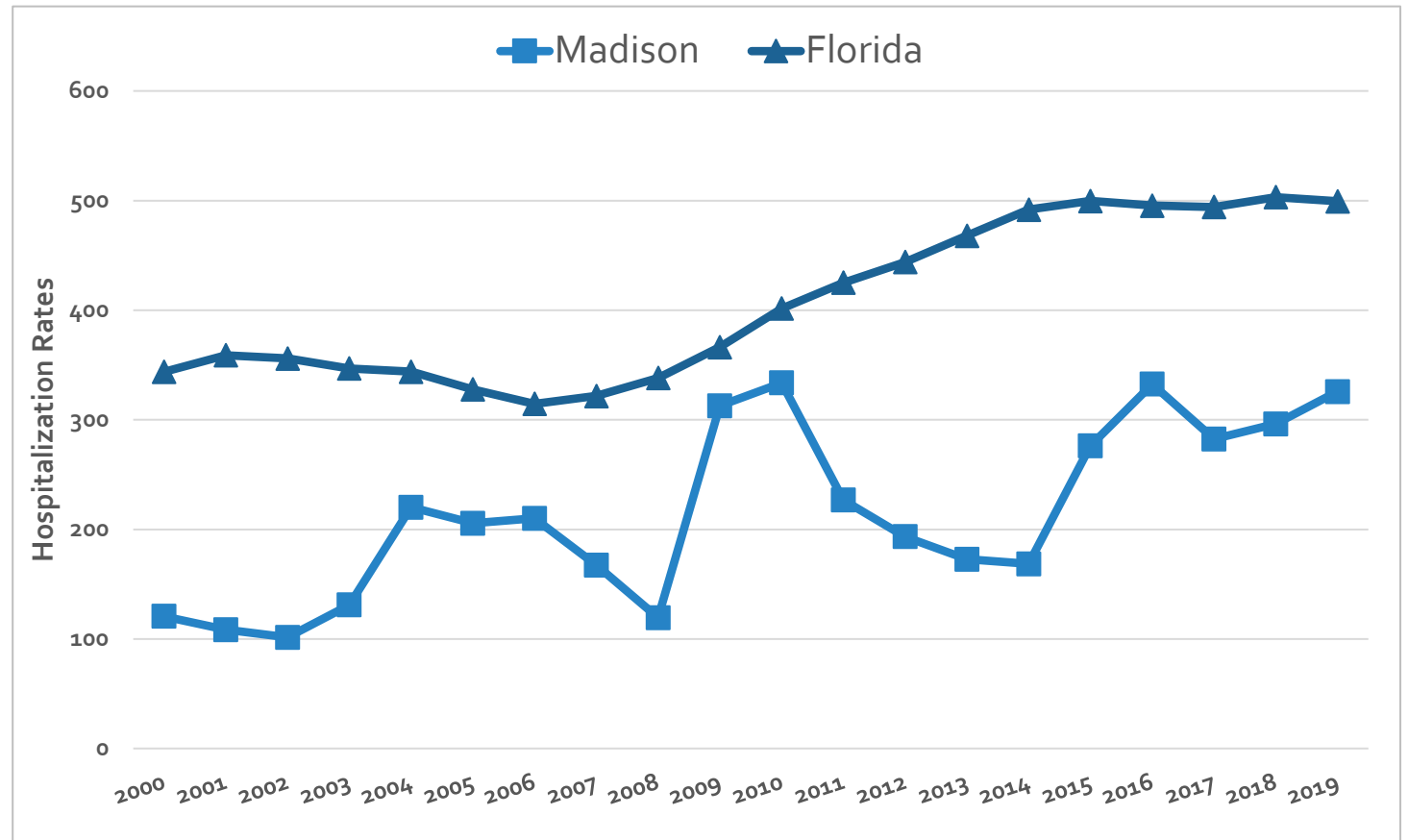
- 1,443 hospitalizations
- 45% White NH, 53% Black NH, 1% Hispanic
- Data not available by gender or age group



Hospitalization Rates per 100,000 Population for Mood & Depressive Disorders

Madison 2010-2019

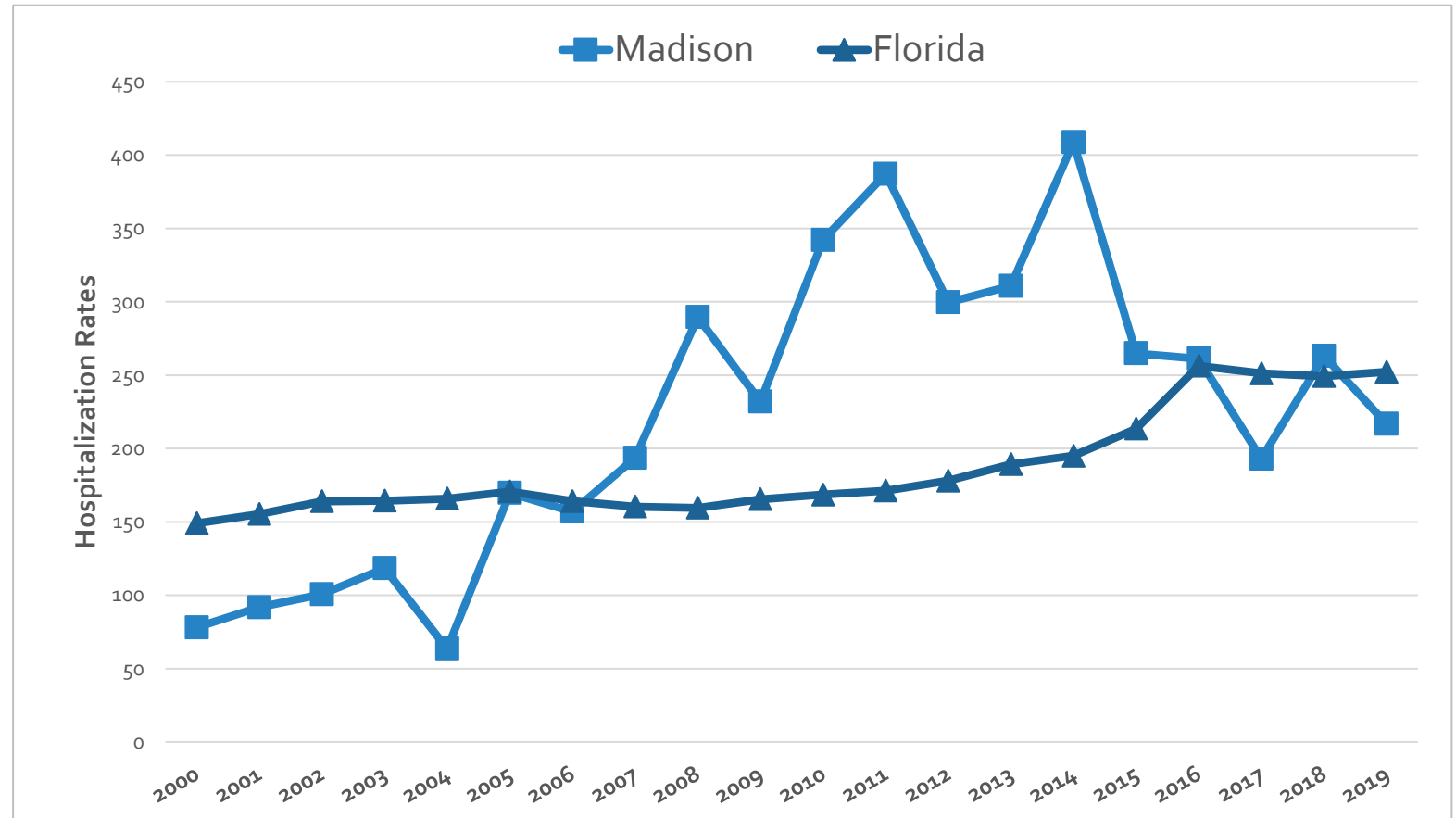
- 482 hospitalizations
- 61% White NH, 38% Black NH, 0% Hispanic
- Data not available by gender or age group



Hospitalization Rates per 100,000 Population for Schizophrenic Disorders

Madison 2010-2019

- 606 hospitalizations
- 29% White NH, 71% Black NH, 0% Hispanic
- Data not available by gender or age group



Hospitalizations for Drug/Alcohol Related Mental Disorders

Madison 2010-2019

- 141 hospitalizations
- 57% White NH, 37% Black NH and 6% Hispanic
- Data not available by gender or age group

Drug Poisoning Deaths and Alcoholic Liver Disease Deaths, Madison County

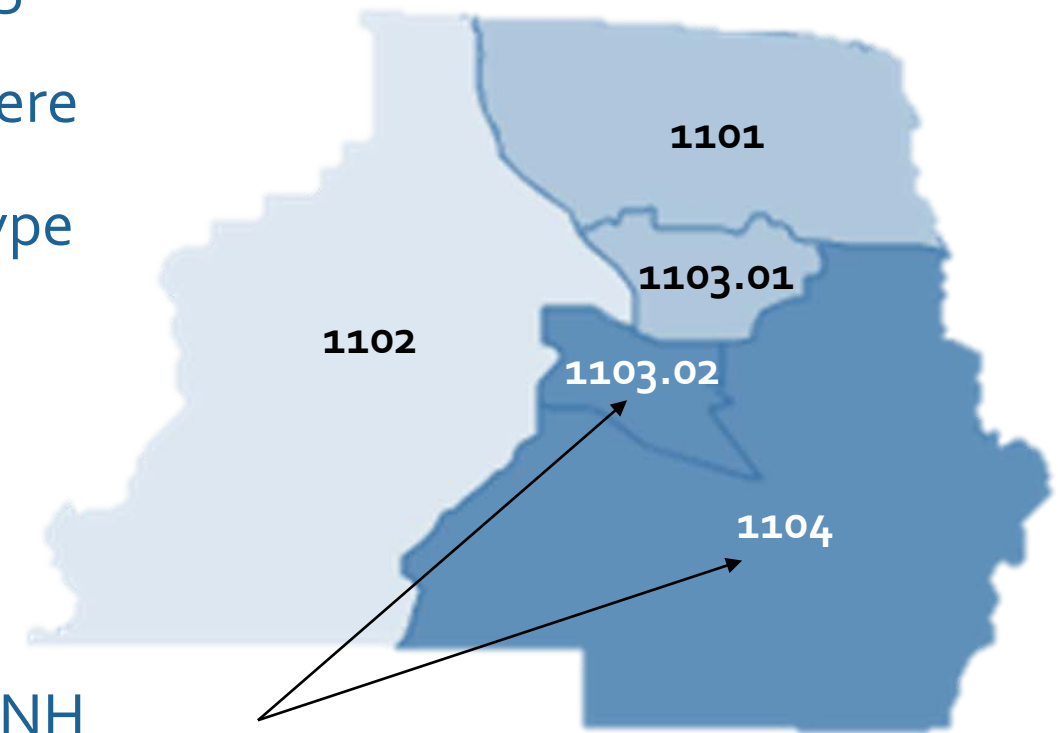
Drug Poisoning Deaths (2007-2019)

- There have been 20 deaths due to drug poisoning during this time period.
- Of these, 15 (75%) were White NH and 5 (25%) were Black NH
- Data are not available by gender, age group or type of drug.

Alcoholic Liver Disease Deaths (2000-2019)

- There have been 17 deaths due to alcoholic liver disease during this time period.
- Of these, 13 (76%) were Male and 4 (24%) were Female
- 12 (71%) were White NH and 5 (29%) were Black NH
- Data are not available by age group.

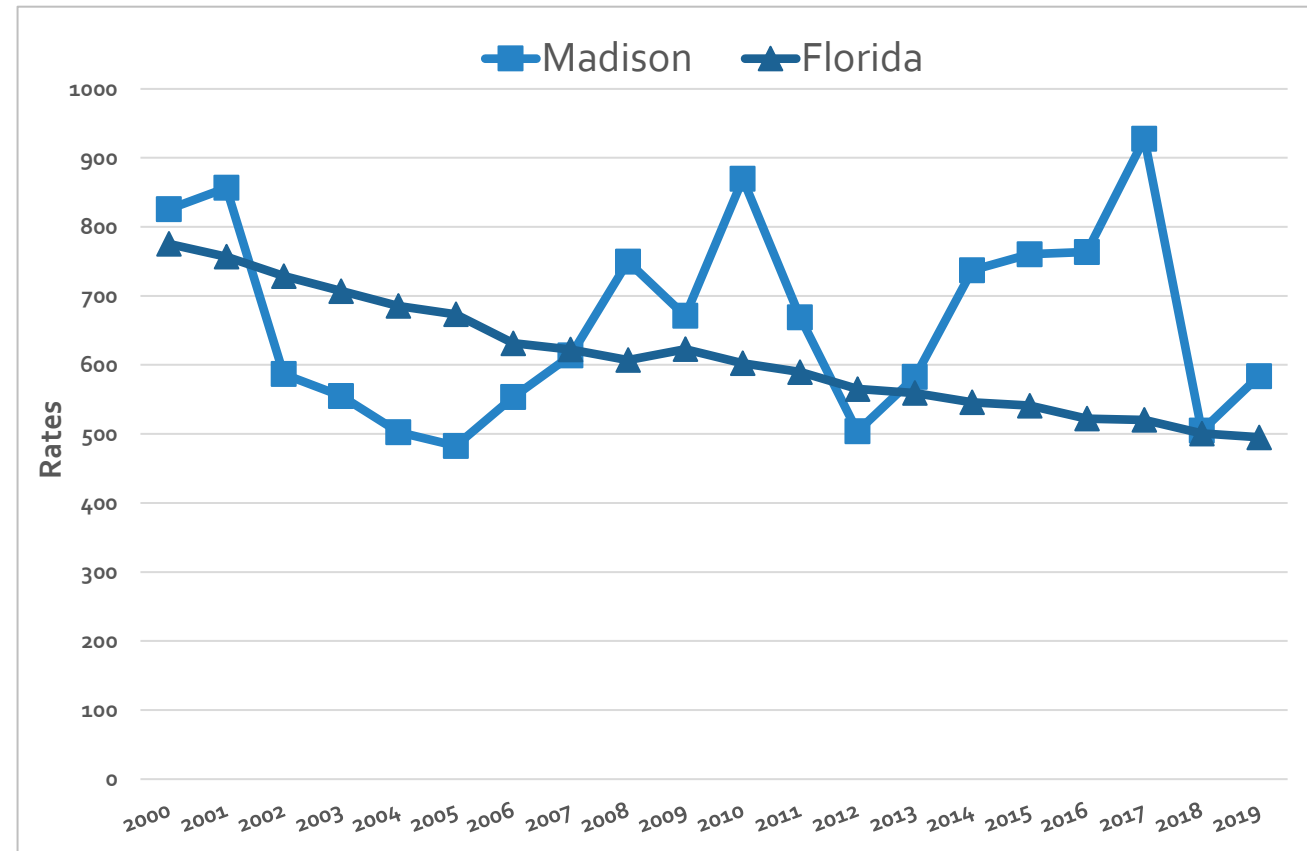
Drug Poisoning Deaths by Census Tract, 2015-2019



Highest number of
drug poisoning deaths

Domestic Violence Offense Rates 2000-2017, Madison County and Florida

- Madison County has experienced an increase in domestic violence offenses from 2012-2018.
- Madison County ranked 26 highest in the state for 2019 domestic violence rates per 100,000 population, at 583.6, compared to 495.1 for the state.
- Data are not available by age group, race/ethnicity or gender.



Substance Abuse Program Enrollees 2016-2018, Madison County

Year	Adults	Children
2016	12	7
2017	12	91
2018	16	66
Total	40	164

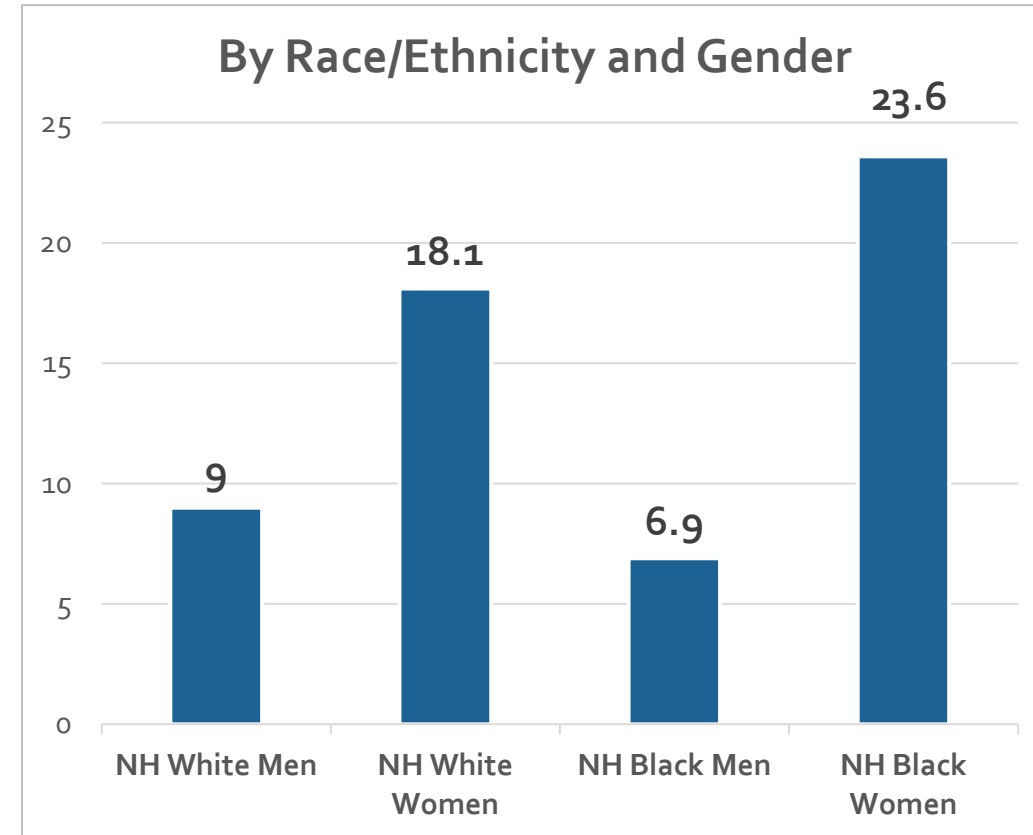
Data per the Department of Children and Families

Behavioral and Risk Factor Surveillance System (BRFSS)

- This is a telephone survey that is conducted in all 67 counties in Florida.
- 2016 is the most recent year that county-level data are available.
- Madison County had 502 adults that responded to the survey.

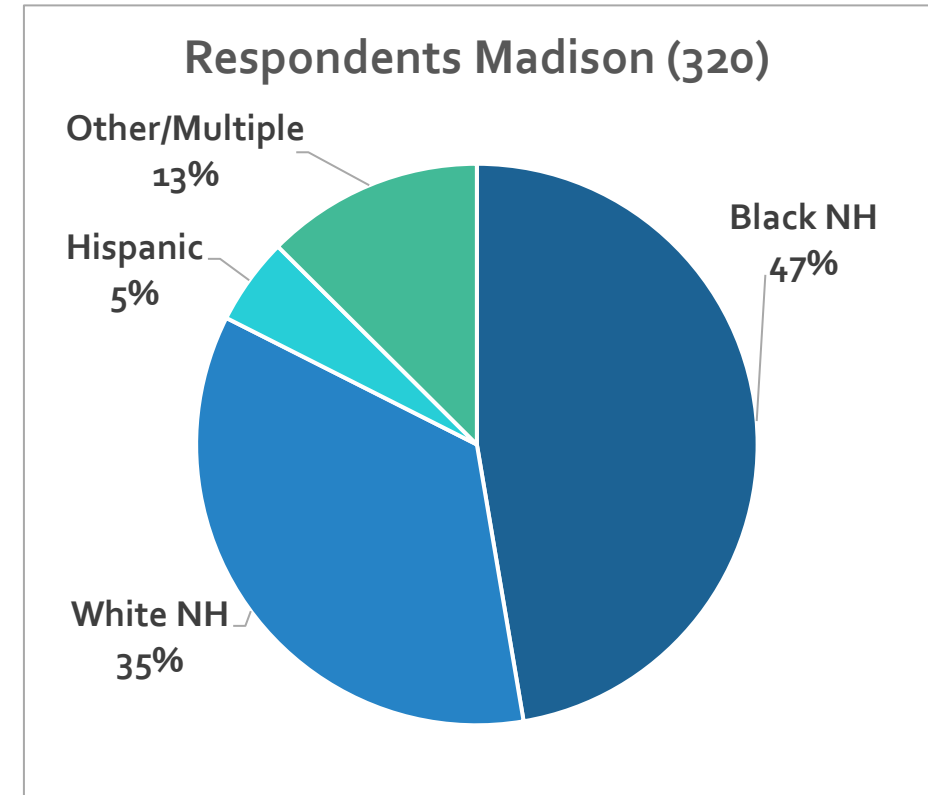
Percentage of Adults Who Have a Depressive Disorder – Madison County

- By Marital Status
 - Married/Couple = 13.9
 - Not Married/Couple = 17.6
- By Age Group
 - 18-44 = 13.0
 - 45-64 = 15.7
 - 65+ = 16.7
- By Annual Income
 - <\$25,000 = 21.1
 - \$25,000-\$49,000 = 13.6
 - \$50,000+ = 7.4



Youth Substance Abuse Survey

- This is a survey that is jointly administered by the Florida Department of Children and Families, the Florida Department of Health, and the Florida Department of Juvenile Justice.
- A total of 174 middle school and 146 high school students were surveyed in Madison County in 2018.



Percentage of Youth Who Reported Drug Use in the Past 30 Days

	Madison	
	<u>Middle School</u>	<u>High School</u>
Alcohol	6.0	20.0
Binge Drinking	3.6	14.4
Marijuana	2.1	16.7
Synthetic Marijuana	0.0	3.5
Inhalants	4.4	5.5
Flaaka	0.0	2.7
Club Drugs	0.0	2.7
LSD, PCP, Mushrooms	0.0	3.0
Methamphetamine	0.0	2.2

Percentage of Youth Who Reported Drug Use in the Past 30 Days (cont'd)

	Madison	
	<u>Middle School</u>	<u>High School</u>
Cocaine or Crack Cocaine	0.0	2.2
Heroin	0.0	0.0
Prescription Depressants	0.4	2.6
Prescription Pain Relievers	0.4	0.9
Prescription Amphetamines	0.2	0.0
Steroids not Prescribed	0.5	0.0
Over the Counter	0.8	1.3
Cigarettes	2.0	10.1
Vaporizer/e-Cigarettes	3.9	19.8

Percentage of Youth Who Reported Engaging in Delinquent Behavior in the Previous 12 Months

	Madison	
	<u>Middle School</u>	<u>High School</u>
Carrying a hand gun	5.2	7.7
Selling drugs	1.1	4.3
Attempting to steal a vehicle	1.1	2.6
Being arrested	3.0	2.3
Taking a hand gun to school	0.0	0.9
Getting suspended	18.0	10.5
Attacking someone with intent to harm	8.7	4.2

Percentage of Youth Who Reported Symptoms of Depression

Description	Madison	
	<u>Middle School</u>	<u>High School</u>
Sometimes I think life is not worth it	25.2	26.4
At times I think I'm no good at all	32.4	38.0
All in all, I am inclined to think that I am a failure	23.4	20.0
In the past year, have you felt depressed or sad MOST days even if you felt OK sometimes?	43.4	35.7