

POPULATION DATA

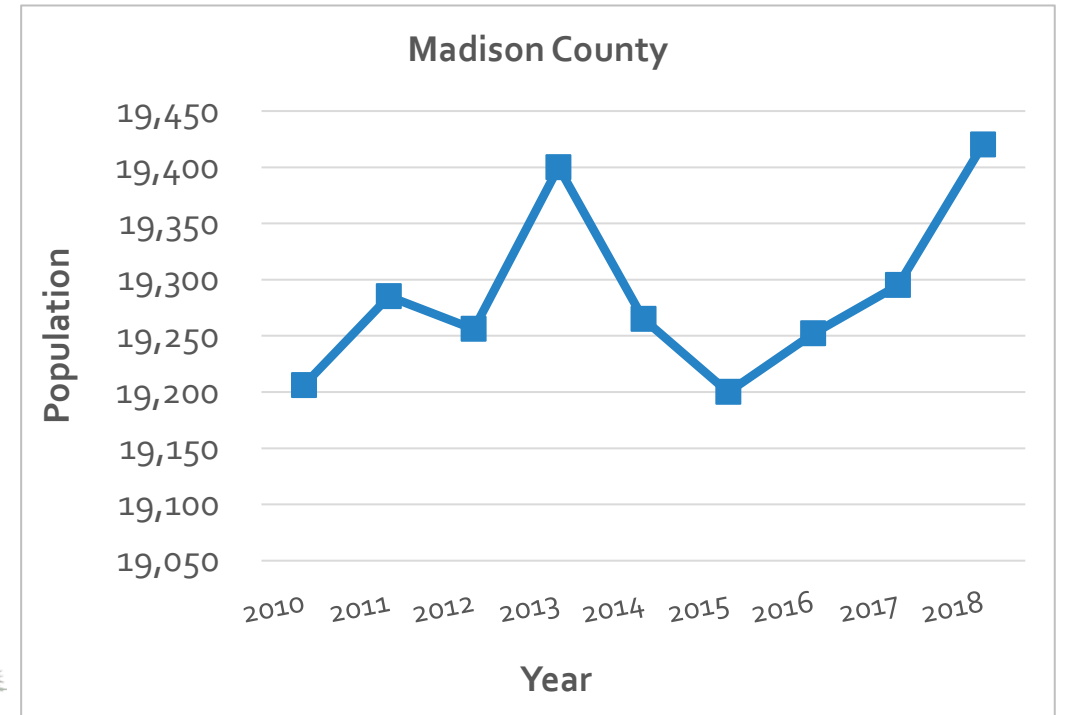
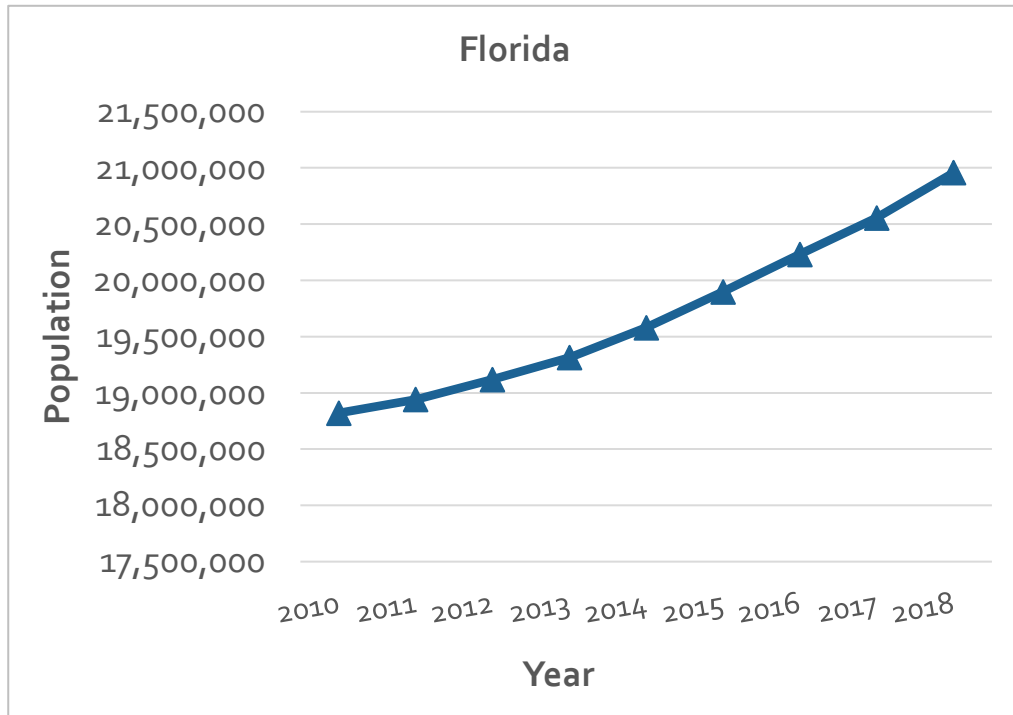
Data Source: DOH Florida CHARTS, and U.S. Census Bureau

Presentation developed by: Pam Beck, Operations Manager, Department of Health-Madison

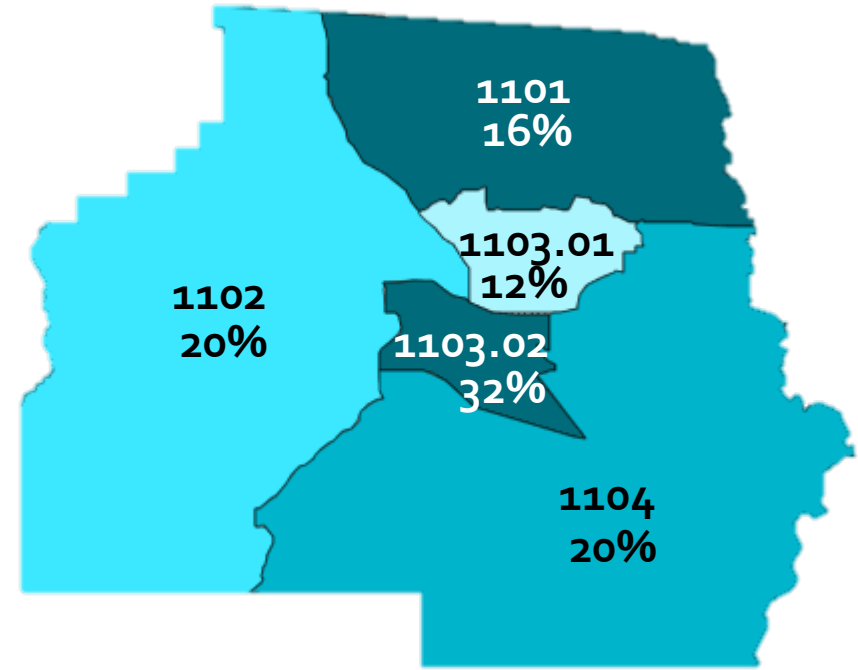
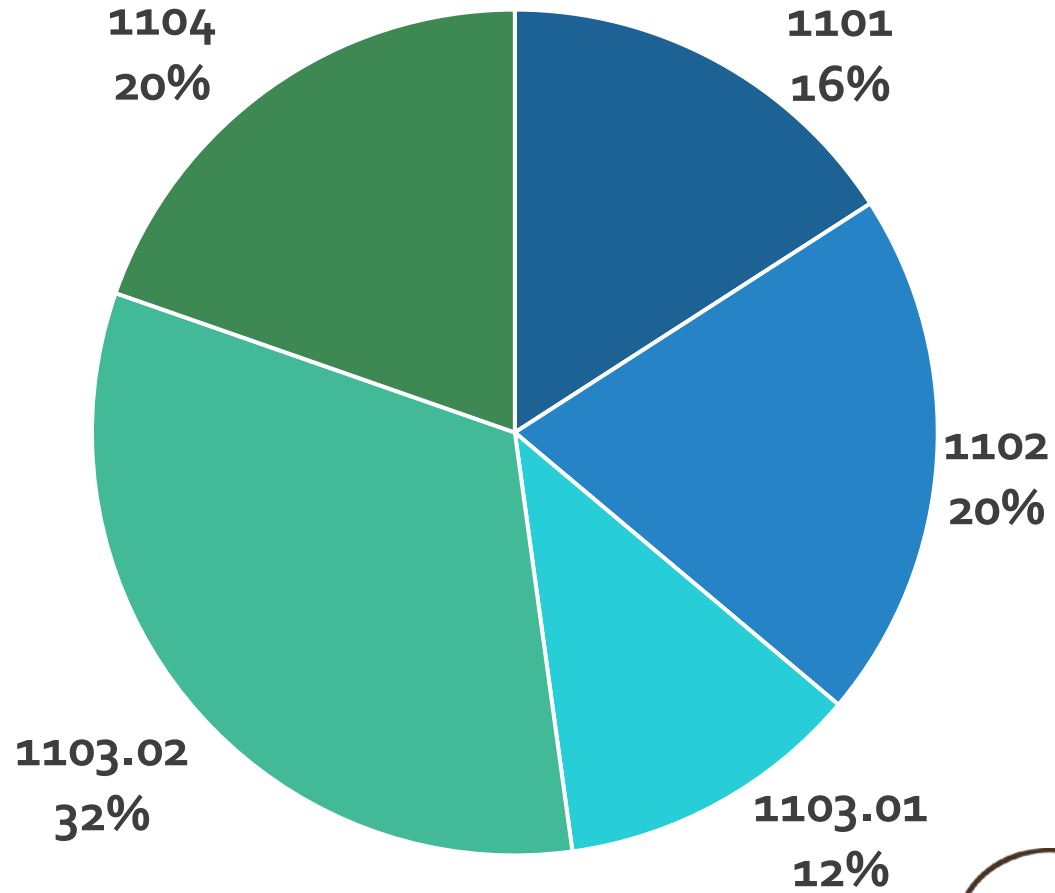
Presented by: Kaitlynn Culpepper, Public Relations Director Tri County Electric & Chair Chamber of Commerce

Population Trends (2010-2018) Madison County and Florida

- Average population over the nine years is 19,287
- Madison County population decreased during 2014-2015 and has now increased to 2013 levels
- Population estimates indicate a slight decrease (0.3%) for 2019



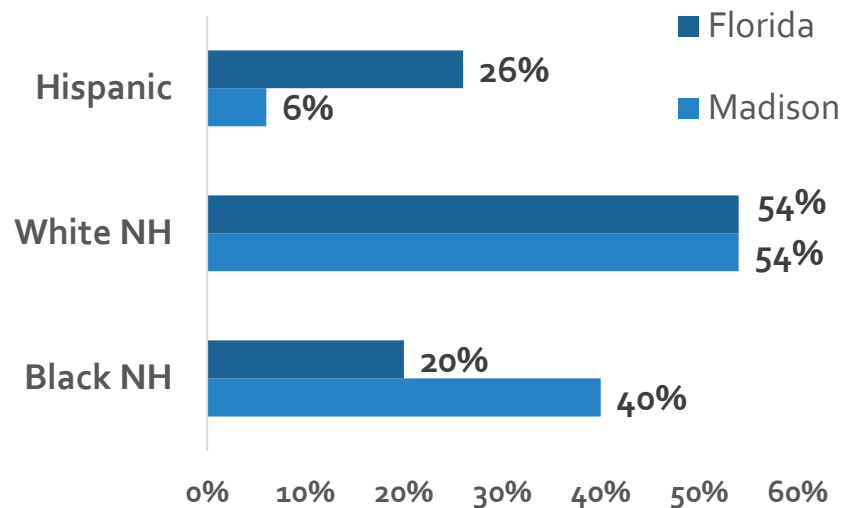
2014-2018 Population by Census Tract Madison County



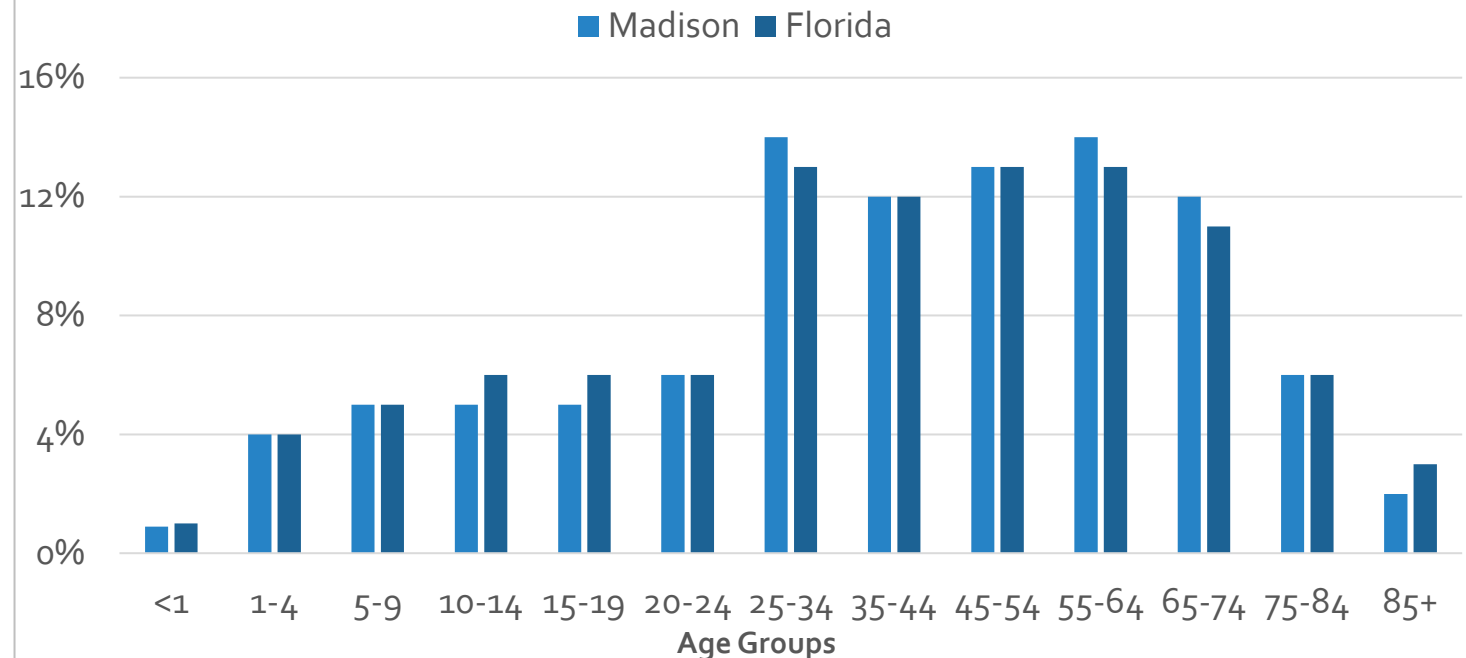
Madison County Demographics (2018)

- Slightly more males (53%) than females (47%)
- 6% identified as Hispanic, regardless of race, compared to 26% for the state of Florida
- Median age was 42.9; slightly higher than Florida at 41.9

Distribution by Race/Ethnicity
Madison County and Florida



Distribution by Age Group



2014-2018 Demographics by Census Tract Percent of Total Population, Madison County

Race	1103.02	1104	1101	1102	1103.01
White	37.9	78.3	82.3	50.7	56.5
Black	60.0	17.3	16.8	44.2	36.3
Other	1.8	2.9	0.5	4.6	6.2
Multiracial	0.4	1.5	0.3	0.5	0.9
Hispanic (All Races)	7.8	5.3	3.5	1.2	7.2

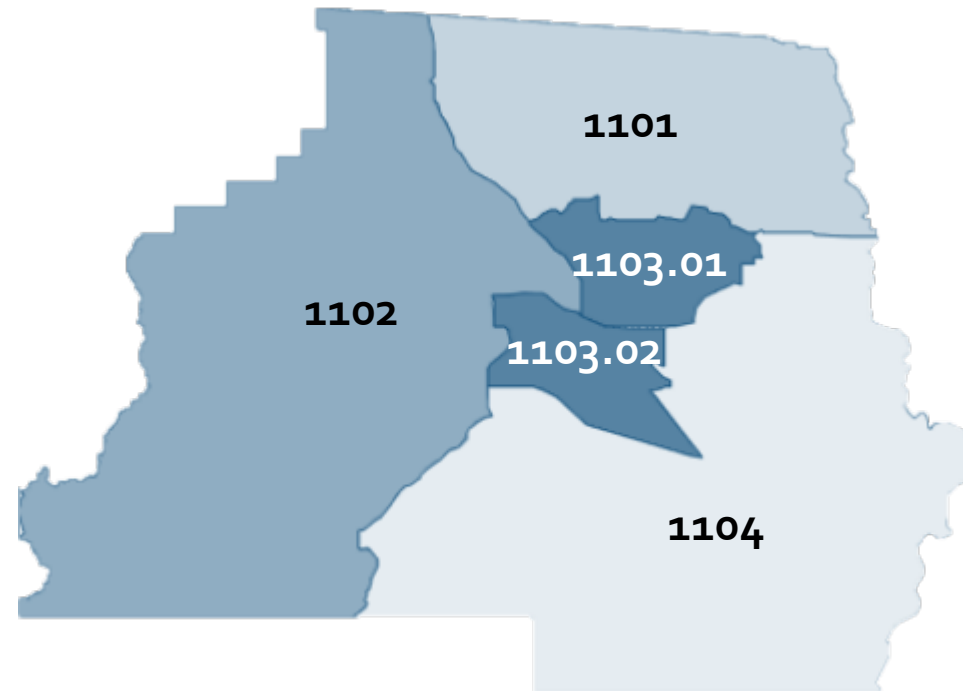
Gender	1103.02	1104	1101	1102	1103.01
Males	64.9	47.9	46.4	49.6	44.9
Females	35.1	52.1	53.6	50.4	55.1

2014-2018 Demographics by Census Tract Percent of Total Population, Madison County

Age Group	1103.02	1104	1101	1102	1103.01
< 5	4.9	5.8	3.3	5.8	4.6
5-9	6.1	6.2	8.4	4.3	2.2
10-14	3.6	7.0	1.6	7.5	6.3
15-19	5.7	5.7	6.0	5.9	9.2
20-24	7.1	1.2	4.1	9.0	2.8
25-34	18.8	13.5	15.1	8.4	8.1
35-44	15.8	9.6	8.4	9.9	11.8
45-54	15.0	13.2	10.8	13.3	13.0
55-59	6.7	5.9	7.3	8.7	8.3
60-64	3.3	9.5	8.8	7.0	9.3
65-74	5.9	16.4	15.4	10.9	16.0
75+	7.1	5.8	10.8	9.3	8.4

Percent of Households with No Vehicle 2014-2018, Madison County

Census Tract	Percent of Households
1103.02	24.8
1104	2.0
1101	7.6
1102	8.7
1103.01	14.0



Transportation to Work, Ages 16+, 2018

Madison County and Florida

Method	Madison	Florida
Carpooled in Car, Truck or Van	8.0	9.2
Drove Alone in Car, Truck or Van	83.5	79.4
Used Public Transportation	0.5	1.9
Used Taxicab, Motorcycle, Bicycle or Other Means	3.1	2.2
Walked to Work	2.4	1.4
Worked at Home	2.6	5.8